


# 3M™ Pak 100 Wiremount Socket Preassembled

.100" × .100" .050" Pitch Cable (Optional Plastic or Metal Strain Relief)

3000 Series



- Industry standard IDC socket
- Optional plastic or low profile metal strain relief
- Positive locking metal “J” clips provide high cover retention
- Mates with 3M headers, plugs and pin strips for quick connect/disconnect capability
- Open or closed end covers available
- Accepts flat cable or discrete wire
- Military polarization, with or without centerbump
- Faster termination, lower applied cost and improved productivity
- RoHS\* Compliant

Date Modified: February 1, 2005

TS-0719-05  
Sheet 1 of 2

---

## Physical

### Insulation

Material: Glass Filled Polyester (PBT)

Flammability: UL 94V-0

Color: Gray

### Contact

Material: Copper Alloy

### Plating:

Underplating and U-Slot: 100 μ" [ 2.54 μm ] Nickel - QQ-N-290, Class 2

Wiping Area: 30 μ" [ 0.76 μm ] Gold, MIL-G-45204, Type II, Grade C

Wire Accommodation: 26 & 28 AWG Solid & Stranded

Marking: 3M Logo, Part Identification Number and Orientation Triangle

---

## Electrical

Current Rating: 1 A

Insulation Resistance:  $> 1 \times 10^9 \Omega$  at 500 VDC

Withstanding Voltage: 1000 Vrms at Sea Level

---

## Environmental

Temperature Rating: -55°C to +105°C

UL File No.: E68080

\*RoHS = Directive 2002/95/EC,  
Restriction of the Use of Certain Hazardous Substances in Electrical and Electronic Equipment

# 3M™ Pak 100 Wiremount Socket Preassembled

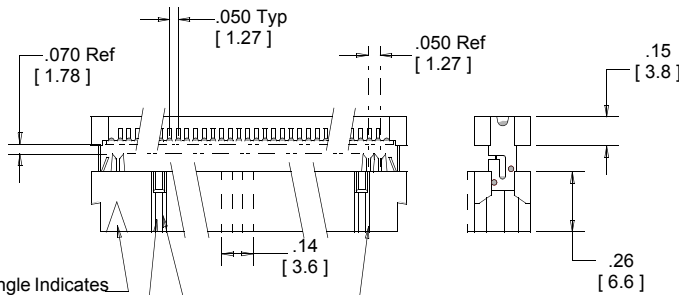
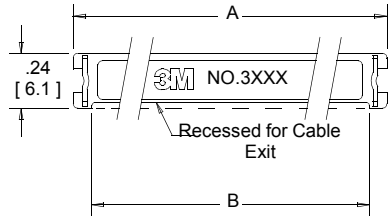
.100" × .100" .050" Pitch Cable (Optional Plastic or Metal Strain Relief)

3000 Series

Inch  
[mm]

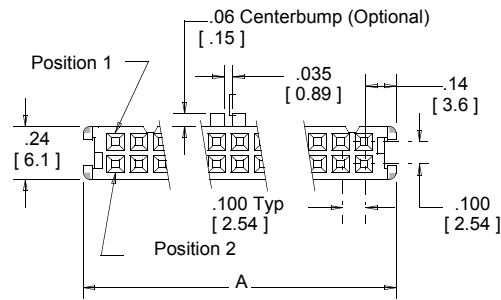
Tolerance Unless Noted			
	.0	.00	.000
inch	±.1	±.01	±.005

[ ] Dimensions for Reference Only

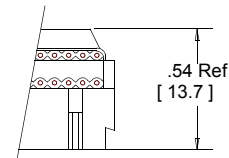


Triangle Indicates Position 1

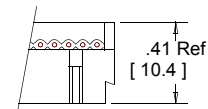
See Note 1



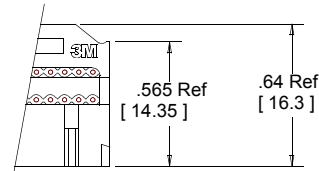
Contact Quantity	Socket Series	Dimensions	
		A	B
10	3473	0.68 [ 17.3 ]	0.54 [ 13.7 ]
14	3385	0.88 [ 22.4 ]	0.74 [ 18.8 ]
16	3452	0.98 [ 24.9 ]	0.84 [ 21.3 ]
20	3421	1.18 [ 30.0 ]	1.04 [ 26.4 ]
24	3626	1.38 [ 35.1 ]	1.24 [ 31.5 ]
26	3399	1.48 [ 37.6 ]	1.34 [ 34.0 ]
30	3419	1.68 [ 42.7 ]	1.54 [ 39.1 ]
34	3414	1.88 [ 47.7 ]	1.74 [ 44.2 ]
36	9436	1.98 [ 50.3 ]	1.84 [ 46.7 ]
40	3417	2.18 [ 55.4 ]	2.04 [ 51.8 ]
44	9444	2.38 [ 60.5 ]	2.24 [ 56.9 ]
50	3425	2.68 [ 68.1 ]	2.54 [ 64.5 ]
60	3334	3.18 [ 80.8 ]	3.04 [ 77.2 ]



Assembled Height with Metal Strain Relief



Assembled Height without Strain Relief



Assembled Height with Plastic Strain Relief



Notes:

1. This polarizing groove is non-existent on 3385 and 3473 Series.
2. The low profile strain relief can be used with the 4600 Series Plug and .1 x .1 Headers with ejector latches. The latches will only function as an ejector.
3. See TS-0721 for mating post pattern.

## Ordering Information

### Sockets XXXX-XXXX

Socket Series:  
See Table for  
3M Part Number

Polarization:  
0= Military (Dual Slot)  
6= Centerbump and  
Military

Strain Relief:  
00 = No Strain Relief  
XX = "Contact Quantity"  
for Plastic  
Strain Relief  
(i.e. 50 for a 50  
Position Strain Relief)

Preassembled Cover Options:

- G= Open Cover, recess on odd row side
- H= Open Cover, recess on even row side
- J= Closed Cover, for end cable termination, recess on odd row side
- K= Closed Cover, for end cable termination, Recess on even row side

**Strain Relief  
(Order Separately)  
3448-X0XX**

Type:  
2= Low Profile  
(Metal)  
3= Plastic

XX= "Contact Quantity"  
(i.e. 50 for  
a 50 Position  
Strain Relief)

**Keying Plug  
(Order Separately)  
3435-0**

**Pull Tabs  
(Order Separately)  
3490-X**

See TS-0720

TS-0719-05  
Sheet 2 of 2

## Important Notice

All statements, technical information, and recommendations related to 3M's products are based on information believed to be reliable, but the accuracy or completeness is not guaranteed. Before using this product, you must evaluate it and determine if it is suitable for your intended application. You assume all risks and liability associated with such use. Any statements related to the product which are not contained in 3M's current publications, or any contrary statements contained on your purchase order shall have no force or effect unless expressly agreed upon, in writing, by an authorized officer of 3M.

## Warranty; Limited Remedy; Limited Liability.

This product will be free from defects in material and manufacture for a period of 1 year from the time of purchase. **3M MAKES NO OTHER WARRANTIES INCLUDING, BUT NOT LIMITED TO, ANY IMPLIED WARRANTY OF MERCHANTABILITY OR FITNESS FOR A PARTICULAR PURPOSE.** If this product is defective within the warranty period stated above, your exclusive remedy shall be, at 3M's option, to replace or repair the 3M product or refund the purchase price of the 3M product. **Except where prohibited by law, 3M will not be liable for any indirect, special, incidental or consequential loss or damage arising from this 3M product, regardless of the legal theory asserted.**

# 3M

## Electronic Solutions Division

6801 River Place Blvd.  
Austin, TX 78726-9000  
[www.3M.com/esd](http://www.3M.com/esd)



Minimum 10%  
Post-consumer Fiber

Printed in USA.

© 3M 2005